



CHINA COPPER SEMIS INDUSTRY REPORT

Will provide readers

- *With an overall profile of China copper semis industry.*
- *The development trend in future, as well as the reaction of players under current macro and industrial policies.*
- *Spotlight of copper semis in new field in the future.*

SMM Research Team

23rd Floor, No. 2000 North Zhongshan Road, Shanghai, 200063, China

Tel: +86-21-5155-0306 | Fax: +86-21-5155-0345

Email: service.en@smm.cn | Website: <http://en.smm.cn/>

CHINA COPPER SEMIS INDUSTRY REPORT

China Copper Semis Industry Report

1 Macro Economy

- Review and Prospect of China 2009 Macro Economy
- Review and Prospect of China's Copper Industry
- Review and Prospect of China's Copper Semis Industry

2 China Copper Processing Industry

2.1 Summary

- China Copper Semis Output and Apparent Consumption
- China Copper Semis Output Constitute in 2009
- Major Copper Semis Operation Rate Comparison (2007-2009)
- Introduction of China Major Copper Processing Enterprises
- Geographical Distribution of China Copper Semis Production
- Distribution of China Newly-added/expanded Copper Semis Capacity in 2009 by Category
- Distribution of China Newly-added/expanded Copper Semis Capacity in 2009 by Region

2.2 Copper Plate, Sheet, Strip

- Brief Introduction of Its Application
- Apparent Consumption (2001-2009)
- Development of China Copper Plate, Sheet and Strip Industry in 2009
- SMM Exclusive Survey: Operating Rates at Copper Plate, Sheet and Strip Producers Vs. Copper Prices (2007-2009)
- Data of China Newly-added/expanded Copper Plate, Sheet and Strip Capacity
- Substitution for Copper Plate, Sheet and Strip
- China Copper Plate, Sheet and Strip Market Outlook and Development Trend in 2010

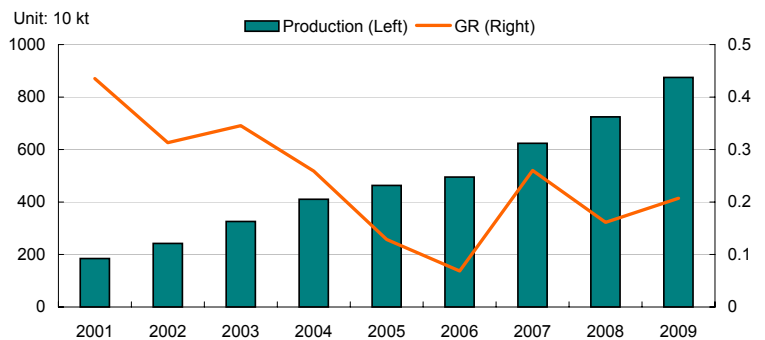
2.3 Copper Tube

- Brief Introduction of Its Application
- Apparent Consumption (2001-2009)
- Development of China Tube Industry in 2009
- SMM Exclusive Survey: Operating Rates at Copper Tube Producers Vs. Copper Prices (2007-2009)
- Data of China Newly-added/expanded Copper Tube Capacity
- Substitution for Copper Tube
- China Copper Tube Market Outlook and Development Trend in 2010

2.4 Copper Wire Rod

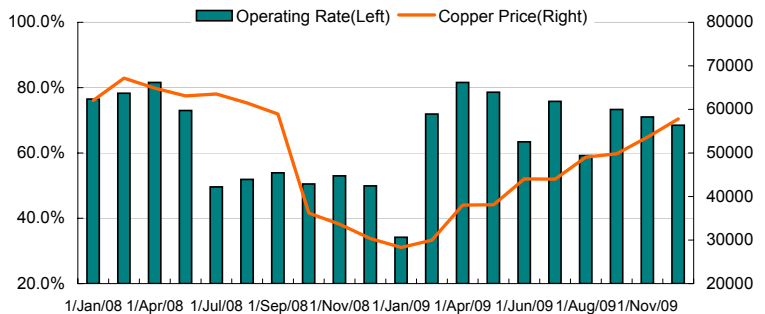
- Brief Introduction of Its Application
- Apparent Consumption (2001-2009)
- Development of China Wire Rod Industry in 2009
- SMM Exclusive Survey: Operating Rates at Copper Wire Rod Producers Vs. Copper Prices

Output of China Copper Semis (2001-2009)



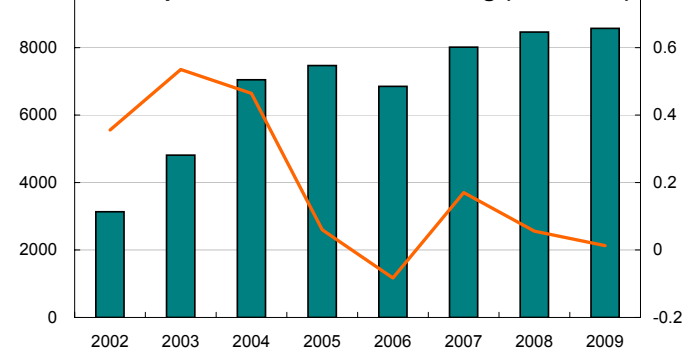
Source: China NIA

Comparison between Operating Rate at China Copper Tube Producers and Copper Price



Source: SMM

Output of China Air-Conditioning (2002-2009)



CHINA COPPER SEMIS INDUSTRY REPORT

(2007-2009)

- Consumption Advantage Comparison Between Refined and Scrap Copper
- Data of China Newly-added/expanded Copper Wire Rod Capacity
- Substitution for Copper Wire Rod
- China Copper Wire Rod Market Outlook and Development Trend in 2010

2.5 Copper Foil

- Brief Introduction of Its Application
- Apparent Consumption (2001-2009)
- Development of China Copper Foil Industry in 2009
- SMM Exclusive Survey: Operating Rates at Copper Foil Producers Vs. Copper Prices (2007-2009)
- Data of China Newly-added/expanded Copper Foil Capacity
- Substitution for Copper Foil
- China Copper Foil Market Outlook and Development Trend in 2010

3 China Copper End-use Demand

3.1 Summary

- 3.1.1 China Copper Demand Structure and Changes (2007-2009)

3.2 Electric Power Industry

3.2.1 Main Application in Electric Power Industry

- Installed Capacity and Power Generation Capacity
- Transformation Capacity and Grid Construction
- China Electric Power Investment Structure and Future Investment Trend

3.3 Home Appliance Industry

- Air-conditioning
- Refrigerator
- Freezer

3.4 Construction Industry

- China Real Estate Climate Index (2007-2009)
- China Real Estate Investment (2007-2009)
- China Urban Infrastructure Investment Growth Rate

3.5 Automobile Industry

- China Automobile Output Data and Analysis (2007-2009)
- 3.6 Electronic Industry
- China Integrated Circuit Output Data and Analysis (2007-2009)

4 Copper Semis Imports and Exports

4.1 Imports

- Analysis of Copper Semis Imports by Category
- Analysis of Copper Semis Imports by Origin

4.2 Exports

- Analysis of Copper Semis Exports by Category
- Analysis of Copper Semis Exports by Destination

5 Policy

- Impact of Export and Import Policy on Copper Semis Industry
- Impact of Industry Policy on Copper Semis Industry
- Forecast of Impact of Policy on Copper Semis Industry (2010-2011)

Background

China's copper semis industry has been developing fast along with China's urbanization and industrialization, with average growth rate at 20% since 2000. In 2009, although affected by global financial crisis, China's copper semis production reached 8.75 million mt, with nearly 21% growth rate compared to 2008. In contrast to the fact that the real estate sector is the largest copper downstream consumer in developed countries, electric power industry is the largest one in China, which means, along with the improving living standards, the structure of copper semis will still change dramatically, drawing more and more attention to this market.

At the point of fever from China strong demand for copper, refined copper prices began its downward trend in the first half of 2010, affected by China tightened monetary policy. The government's controlling policy on high housing prices has affected optimistic outlook for non-ferrous metals market, and that will be an important and long-lasting policy in the long run. Will the strong demand for China copper semis continue? How will domestic semis producers response in front of high costs and the low profits? This report will show you the overall profile of China copper semis industry.

SMM Forecast

With high costs and low profits, Chinese copper semis manufactures are facing challenging in product structure reform as well as new technology. However, with fast development of urbanization and industrialization in China, domestic copper semis industry will continue to experience dramatic development. In addition, water desalination and smart grid will be the new spotlight in the future.

Our Methodology

Analysts show our customers the overall structure and future development trends of China's semis industry in combination with SMM original demand model through making judgment on macro economic trends, tracking micro-industry, conducting surveys through a large number of telephone calls, making extensive contacts with industry experts.

Core Data

Operating rates at copper plate, sheet, strip, tube, wire rod, foil sectors, downstream demand breakdown of copper semis, production, exports and imports of copper semis

Coverage

copper semis, copper downstream demand, exports and imports, copper plate, sheet, strip, copper tube, copper wire rod, copper foil

CHINA COPPER SEMIS INDUSTRY REPORT

SMM is the leading integrated service provider in China non-ferrous metal market and the most prestigious source of benchmark spot price assessments in the physical markets. The web visitors are from more than 120 countries while the **daily average rate of hits is more than 15,000,000**, which ranks **No.1 position** in non-ferrous metal's websites in China.

From 2009, **CBI CHINA** (Commodity Business Intelligence) Metal Business merged with **SMM**. Through this win-win cooperation, we are endeavoring to take advantage of our research strength, carrying out independent surveys and provide in-depth market information, to further improve market transparency and lower transaction cost. SMM believes that its upgraded service will boost a healthy and sustainable commodity intelligence market that will benefit all industry players. For more information, please visit: <http://en.smm.cn> and <http://english.cbichina.com>

Reports Available from SMM

- China Base Metal Briefing
- China Copper Data Monthly
- China Copper Industry Chain Analysis, 2009-2010
- China Aluminum Industry Chain Analysis, 2009-2010
- China Lead Industry Chain Analysis, 2009-2010
- China Zinc Industry Chain Analysis, 2009-2010
- China Nickel Pig Iron Market Study (CBI & INSG)
- China Nickel Industry Chain Analysis, 2009-2010
- China Silicon Industry Chain Analysis, 2009-2010
- China EMM Market Analysis, 2009-2010
- China Steel Briefing
- China Iron Ore Weekly Monitor
- China Steel Briefing
- China Steel PMI Monthly
- China Steel Capacity Forecast 2010-2013
- China Steel Demand Forecast 2010-2013
- China Steel Cost Analysis in 2010

If you are interested in **China Copper Semis Industry Report**, and having further questions towards our research service, please feel free to contact us via service.en@smm.cn.